

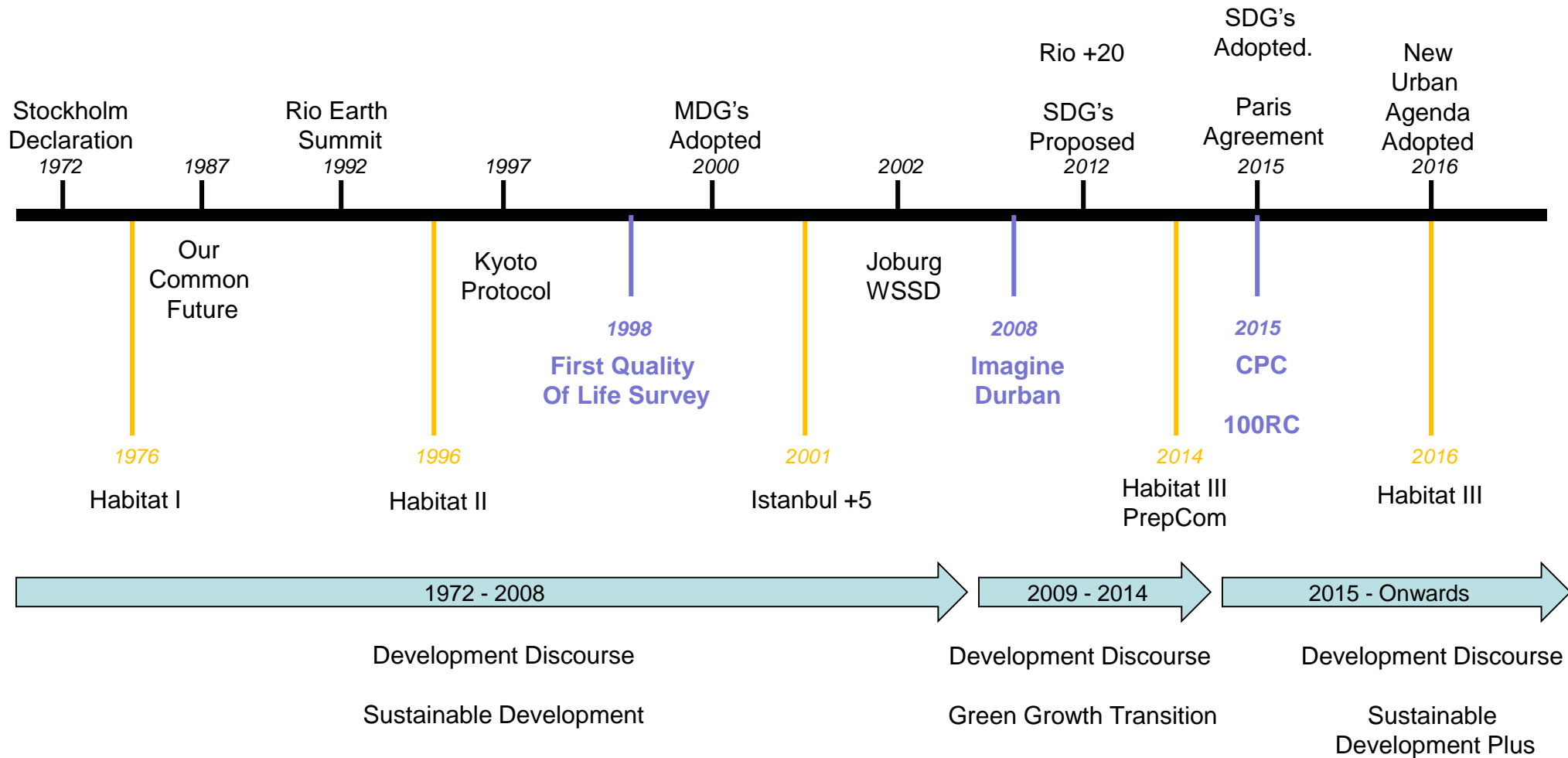


**By 2030 eThekweni will be Africa's
most caring and liveable city**

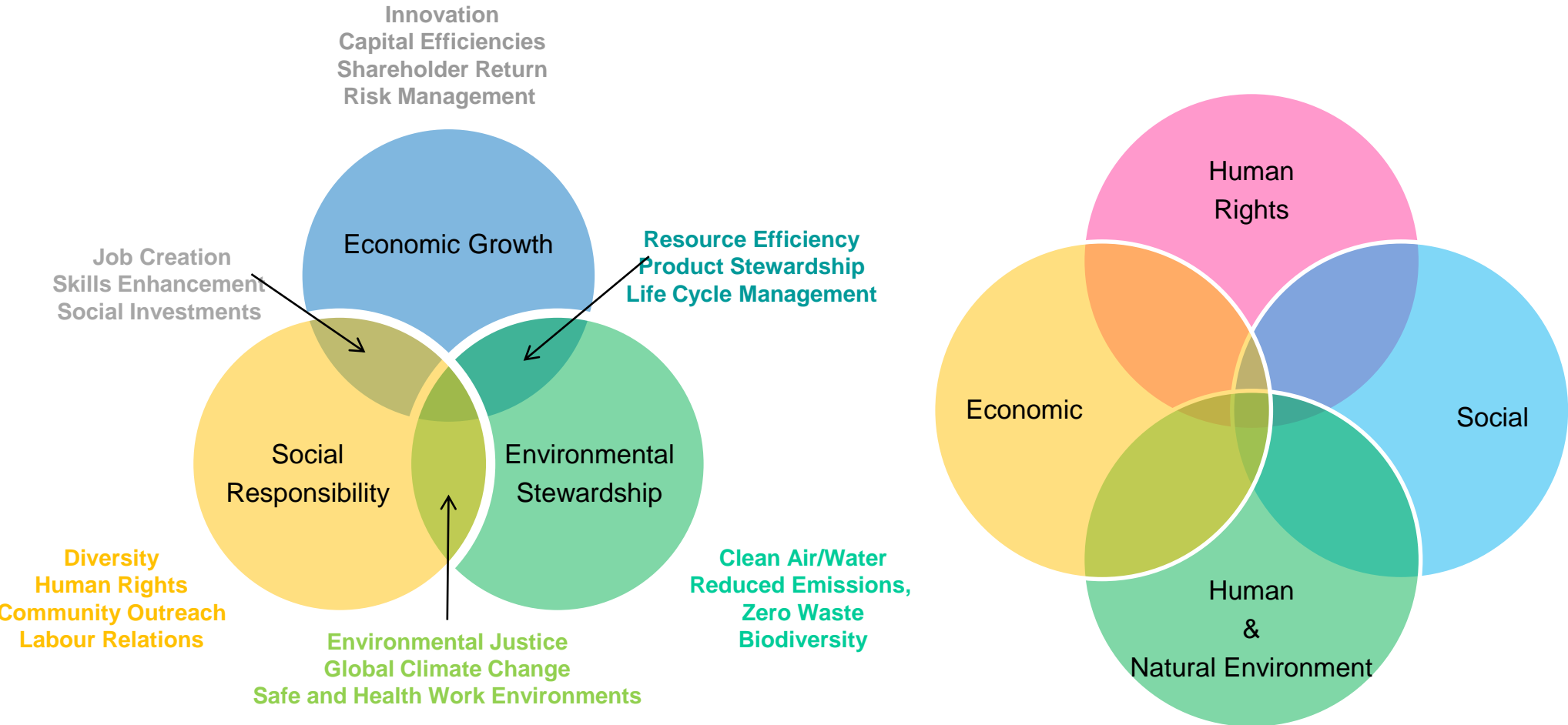


Unpacking the Global Sustainability Agenda Implementation in EThekweni

Sustainable Development Timelines



Transition of the Discourse





Transition From the MDG - SDG

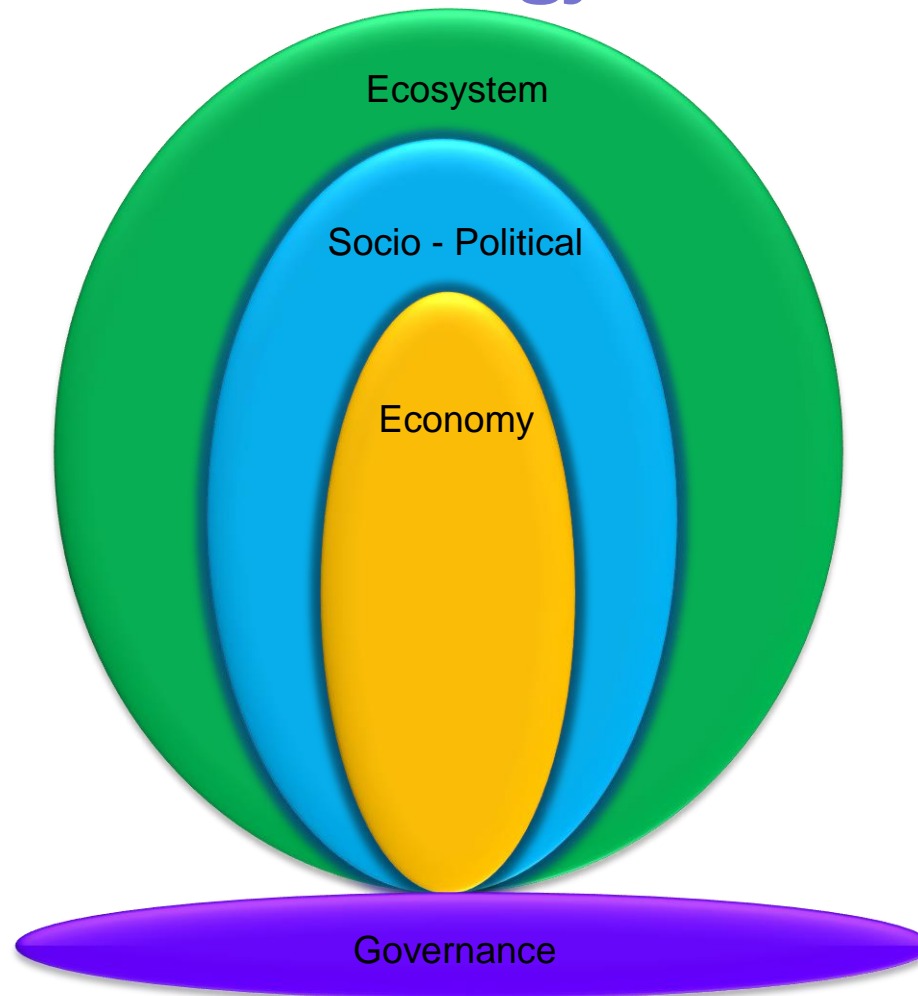


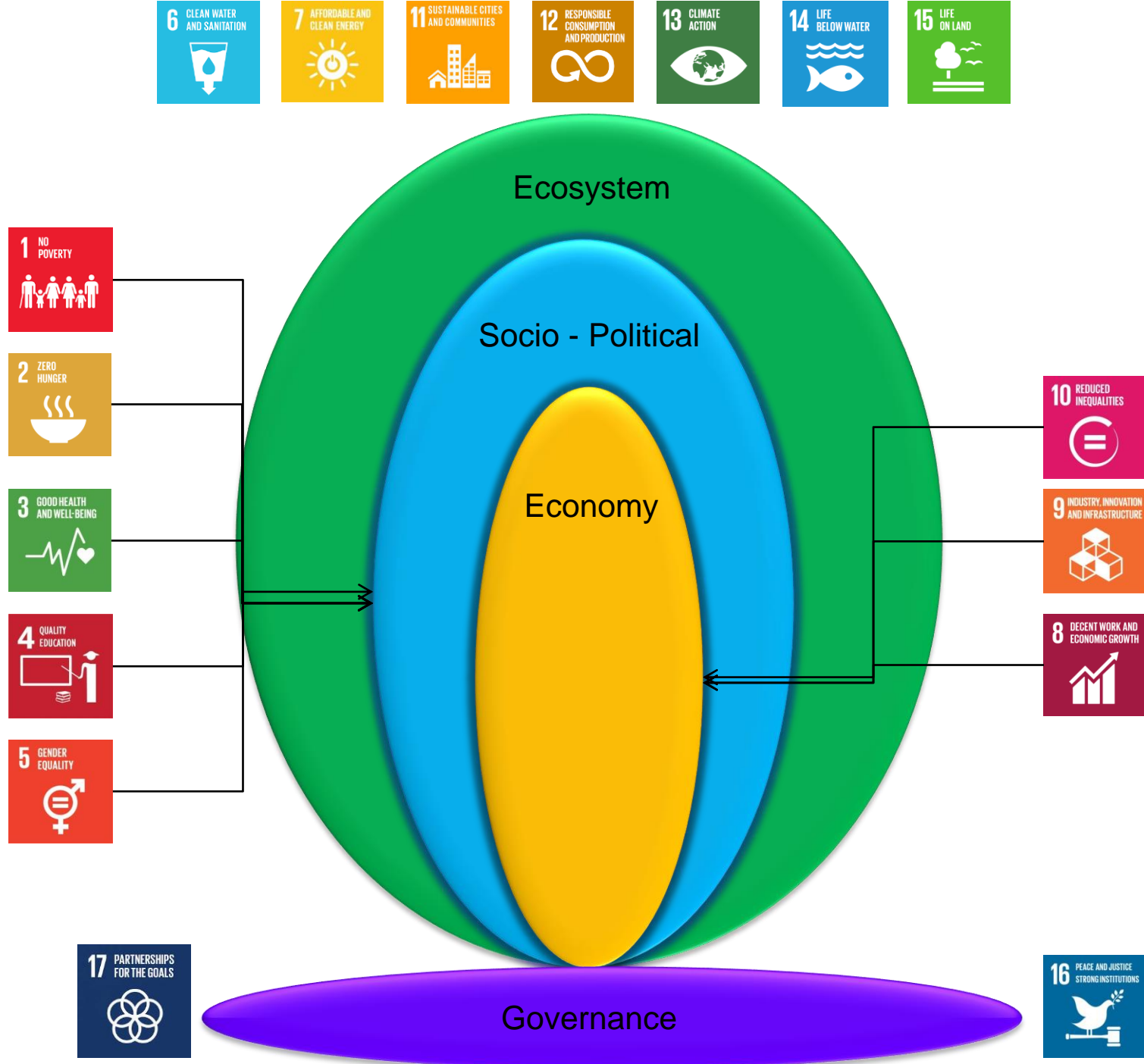
The Unfinished business:

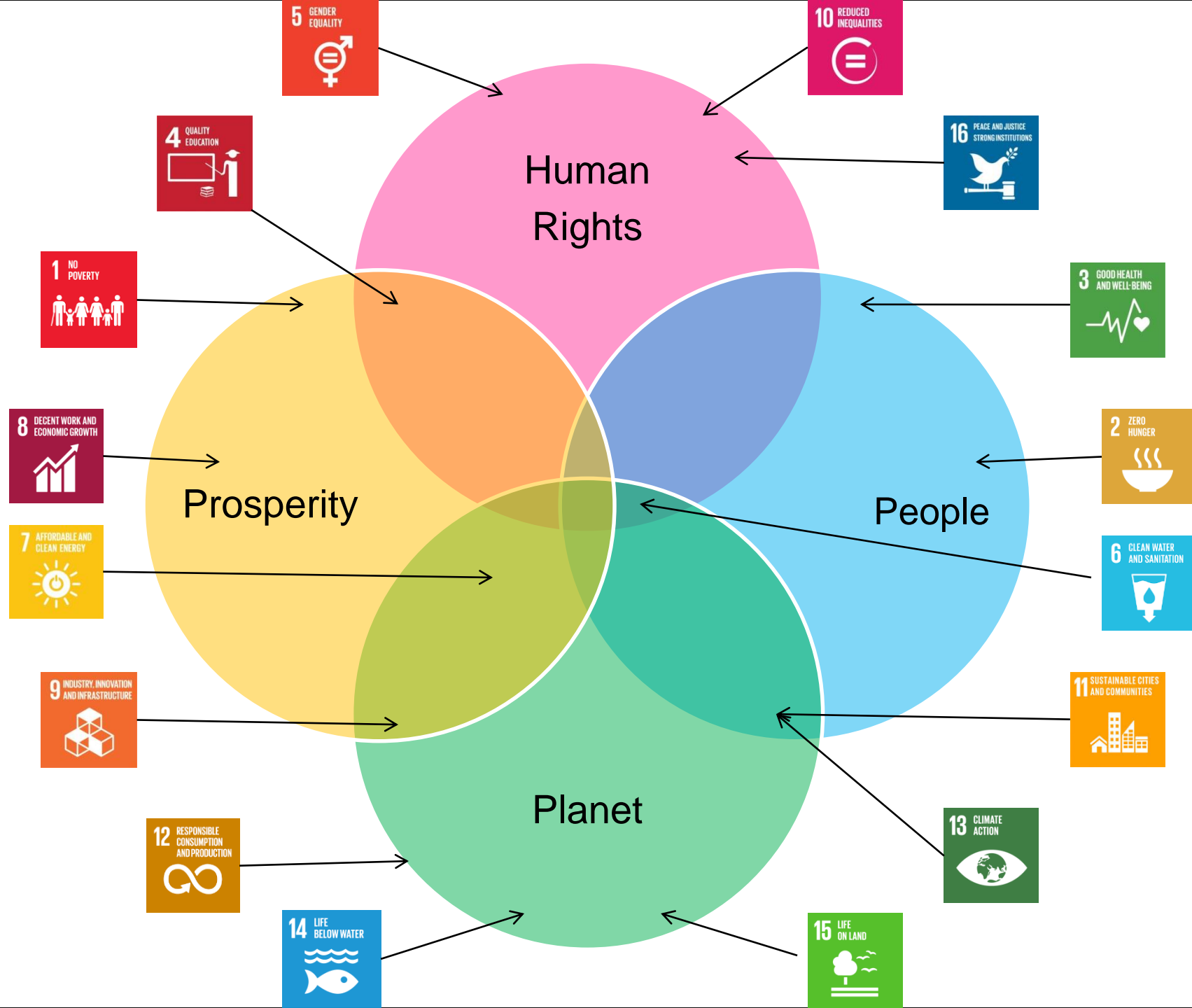
- SDG is a continuation of the MDG's
- Target in the SDG have been better defined and refined
- Involvement of all levels of Government in the development of targets
- Need for localization of the SDG target which did not occur with the MDG



National Sustainable Development Strategy









Localization – SDG's Global Examples

- German Cities
 - German Municipal Declaration – 13 initiatives through which municipalities can make contributions to Localization
 - Information Sharing, Networking, Lobbying, Advocacy, Translation of Global Goals Locally
 - The City of Hanover developed its 2030 strategy on the global goals
- Netherlands Cities
 - VNG International promoting international co-operation have developed a Menu of Inspiration which identified ideas for localization
 - Road show with Schools, Mayors and municipalities on the 2030 goals
- Seoul City
 - Developed a Sustainable City Vision
- Brazilian Confederation of Municipalities
 - Developed a tool to support the monitoring of the implementation of the SDG's

Localization - SDG

- **Ethekwini Examples**
 - SDG Goals incorporated into the Municipalities IDP as part of the strategic approach to sustainability
 - Alignment of all SDBIP projects to the SDG goals and Targets
 - Reviewing MILE masterclasses to focus on the SDG's localization
 - SDG advocacy through the various Local Government networks
 - Assist in training of SDG Trainers (11 Ethekwini Municipal staff trained)
 - City's Localization process is the only one to feature in the Voluntary National Report to the United Nations in 2019
 - IDP Manager one of the co-authors of the SDG Localization Manual developed by the UCLG and the UNDP (Four Modules released to date)

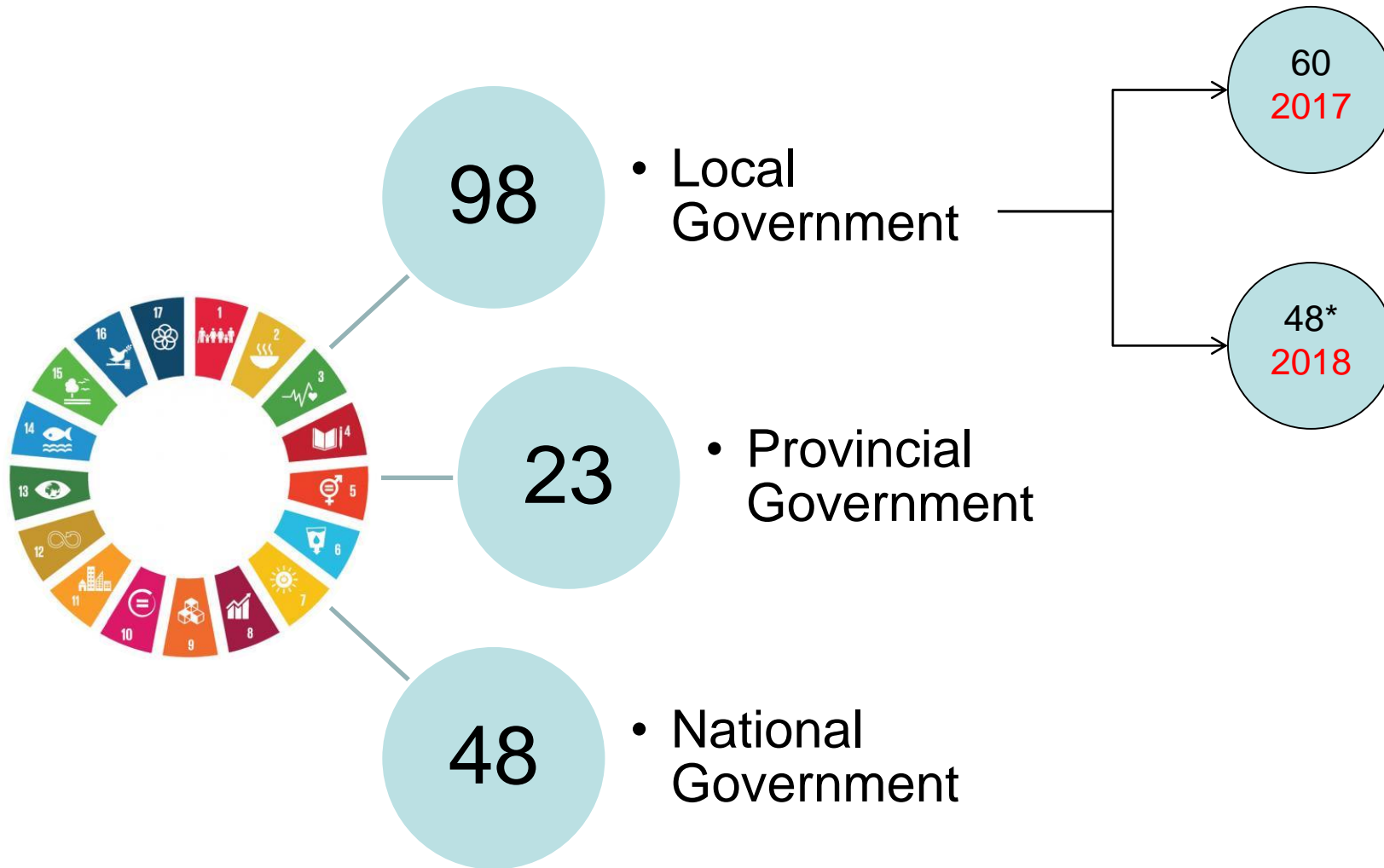
SDG – Alignment

- EtheKwini Alignment of the SDG to the IDP
 - Bottom Up Approach using capital projects as the foundation
 - Each Capital Project was aligned to a SDG and SDG target
 - Best Match principle was used with a 1 to 1 relationship
 - Source document – Municipal SDBIP and for 2018/19 Capital Projects List
 - 2017/18 analysis included Capital
 - 2018/19 and 2019/20 MTEF analysis using MSCOA mapping
 - Impact of MSCOA on the analysis results, improve long term benchmarking of data

Budget by SDG Plan

SDG	Capital Budget 2019/20	Capital Budget 2020/21	Capital Budget 2021/22
2	22 069 000	22 506 000	24 788 000
3	32 155 000	49 350 000	45 101 000
4	1 895 000	20 834 000	22 403 000
6	1 600 765 000	1 506 253 000	14 34 874 000
7	885 185 000	862 284 000	861 120 000
8	292 647 000	324 643 000	308 794 000
9	44 759 000	41 840 000	32 559 000
11	3 830 981 000	4 072 738 000	3 852 255 000
13	2 0493 000	18 100 000	16 569 000
15	10 890 000	7 820 000	368 3000
16	1 172 989 000	1 160 574 000	1 077 785 000

SDG Indicators Responsibility



Target Number	No. Of Projects	Sum Of Capital	Avg Spend Per Project	Highest Capital Outlay
2.1	12	3,204,000	98,667	1,184,000
2.3	11	13,500,000	1,227,273	5,000,000
3.8	21	24,700,000	1,176,190	8,000,000
4.3	4	1,370,000	342,500	600,000
6.1	84	775,968,000	9,237,714	170,000,000
6.2	101	644,350,000	6,379,703	247,500,000
7.1	371	755,260,000	2,035,741	40,000,000
7.2	5	1,839,000	367,800	1,444,000
8.3	80	249,201,000	3,115,013	22,000,000
8.9	13	112,800,000	8,676,923	50,000,000
9.1	8	32,792,000	4,099,000	15,000,000
11.1	226	1,103,587,000	4,883,128	26,000,000
11.2	504	1,765,106,000	3,502,194	238,630,000
11.3	2	30,000,000	15,000,000	24,430,000
11.4	115	373,938,000	3,251,635	33,292,000
11.5	9	29,790,000	3,310,000	14,697,000
11.7	35	38,006,000	1,085,886	10,236,000
13.1	2	11,800,000	5,900,000	10,000,000
15.1	5	6,817,000	1,363,400	3,177,000
16.6	334	727,322,000	2,177,611	91,536,000
16.7	2	330,000,000	165,000,000	260,251,000

Plan Description	SDG Goal	Sum Of Capital Spend
1.Develop and Sustain our Spatial, Natural and Built Environment	15	6,817,000
	16	697,000
2.Developing a Prosperous, Diverse Economy and Employment Creation	2	13,500,000
	7	2,500,000
	8	362,001,000
	11	30,000,000
	16	72,849,000
3.Creating a Quality Living Environment	6	1,420,318,000
	7	740,599,000
	9	32,792,000
	11	2,869,122,000
	16	286,008,000
4.Fostering a Socially Equitable Environment	3	24,000,000
	11	29,790,000
	13	11,800,000
	16	58,867,000
5.Supporting organisation design, human capital development and management	3	700,000
	4	1,370,000
	16	9,290,000
6.A vibrant and creative city - the foundation for sustainability and social cohesion	11	411,515,000
	16	56,668,000
7.Good Governance and Responsive Local Government	2	1,184,000
	16	380,849,000
8.Financially Accountable And Sustainable City	7	14,000,000
	16	192,094,000

SDG No		2017/18 Capital Budget	2018/19 Capital Budget	Difference in Budget
<div>2</div> <div>ZERO HUNGER</div> <div></div>				
	2	-	14,684,000	14,684,000
<div>3</div> <div>GOOD HEALTH AND WELL-BEING</div> <div></div>				
	3	93,234,510	24,700,000	(68,534,510)
<div>4</div> <div>QUALITY EDUCATION</div> <div></div>				
	4	13,971,000	1,370,000	(12,601,000)
<div>6</div> <div>CLEAN WATER AND SANITATION</div> <div></div>				
	6	516,042,000	1,420,318,000	904,276,000
<div>7</div> <div>AFFORDABLE AND CLEAN ENERGY</div> <div></div>				
	7	159,700,500	757,099,000	597,398,500
<div>8</div> <div>DECENT WORK AND ECONOMIC GROWTH</div> <div></div>				
	8	153,560,200	362,001,000	208,440,800
<div>9</div> <div>INDUSTRY, INNOVATION AND INFRASTRUCTURE</div> <div></div>				
	9	2,213,637,210	32,792,000	(2,180,845,210)
<div>11</div> <div>SUSTAINABLE CITIES AND COMMUNITIES</div> <div></div>				
	11	2,153,479,000	3,340,427,000	1,186,948,000
<div>13</div> <div>CLIMATE ACTION</div> <div></div>				
	13	-	11,800,000	11,800,000
<div>15</div> <div>LIFE ON LAND</div> <div></div>				
	15	8,219,000	6,817,000	(1,402,000)
<div>16</div> <div>PEACE AND JUSTICE STRONG INSTITUTIONS</div> <div></div>				
	16	322,987,829	1,057,322,000	734,334,171
<div>17</div> <div>PARTNERSHIPS FOR THE GOALS</div> <div></div>				
	17	41,000	-	(41,000)

SDG No		2018/19 Capital Budget	2019/20 Capital Budget	Variance in Budget
<div>2</div> <div>ZERO HUNGER</div> <div></div>				
	2	14,684,000	22,069,000	7,385,000
<div>3</div> <div>GOOD HEALTH AND WELL-BEING</div> <div></div>				
	3	24,700,000	32,155,000	7,455,000
<div>4</div> <div>QUALITY EDUCATION</div> <div></div>				
	4	1,370,000	1,895,000	525,000
<div>6</div> <div>CLEAN WATER AND SANITATION</div> <div></div>				
	6	1,420,318,000	1,600,765,000	180,447,000
<div>7</div> <div>AFFORDABLE AND CLEAN ENERGY</div> <div></div>				
	7	757,099,000	885,185,000	128,086,000
<div>8</div> <div>DECENT WORK AND ECONOMIC GROWTH</div> <div></div>				
	8	362,001,000	292,647,000	(69,354,000)
<div>9</div> <div>INDUSTRY, INNOVATION AND INFRASTRUCTURE</div> <div></div>				
	9	32,792,000	44,759,000	11,967,000
<div>11</div> <div>SUSTAINABLE CITIES AND COMMUNITIES</div> <div></div>				
	11	3,340,427,000	3,830,981,000	490,554,000
<div>13</div> <div>CLIMATE ACTION</div> <div></div>				
	13	11,800,000	20,493,000	8,693,000
<div>15</div> <div>LIFE ON LAND</div> <div></div>				
	15	6,817,000	10,890,000	4,073,000
<div>16</div> <div>PEACE AND JUSTICE STRONG INSTITUTIONS</div> <div></div>				
	16	1,057,322,000	1,172,989,000	115,667,000

Factors Supporting Improved Localization

- Institutional Reform supporting the implementation of the SDG's
- Project alignment supports the financing of SDG's and awareness
- Beginning to create a benchmark for monitoring
- Capacity building is key and critical in implementation
- Cities need to promote policy coherence, and collaborative approaches between all spheres of government
- Co-ordination of Public Sector Expenditure and the need to improve own revenue generation
- SDG Localization must contribute to the construction of social capital

Way Forward

- Strengthen awareness of SDG and the NUA to ensure ownership
- Support VNR and SDG reporting
- Promote active participation in SDG localization
- Promote the development of monitoring tools for SDG implementation
- Advocate for credible localized city level datasets aligned with the SDG's
- Create Spaces for SDG dialogue
- Promote the implementation of the NUA as an accelerator for the SDG implementation
- Advocate for localized solutions in the quadrennial Global Sustainable Development Report in 2019

Urban Planning **ROLE** in addressing sustainable urban development

8 essential aims

Development of renewable energy

Striving for carbon-neutral cities

Distributed power and water systems

Increasing photosynthetic spaces as part of green infrastructure

Improving eco-efficiency

Increasing sense of place

Developing cities without slums

Sustainable transport

Smart growth and transit-oriented development

Integrating land use and transportation

Strategic spatial planning and infrastructure planning

Linking spatial planning to infrastructure planning

Linking mega-projects and major infrastructural developments to spatial planning

Integrated urban management and development plans

Strategic structure planning

7 additional aims



Urban Planning **PRINCIPLES** inherent to any master planning exercise

Facilitate resilience to climate change

Promote social inclusiveness

Enable integrated and connected cities and territories

Advocate physical compactness



By 2030 eThekweni will be Africa's most caring and liveable city

Puvendra Akkiah

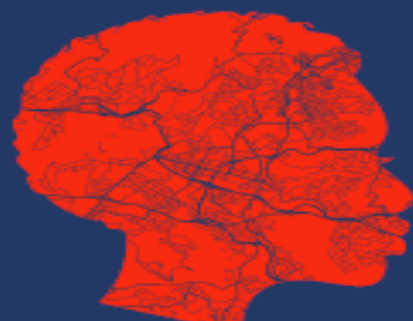

IDP Manager : eThekweni Municipality

Tel 031 311 4264



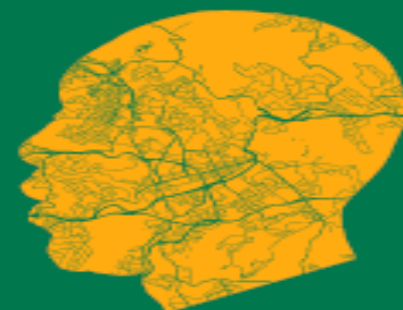
Cell : 0823743757

Email : akkiahp@durban.gov.za

**Share
Listen
Review**



**Local Action For
and By the People**



Cities are Listening

#UCLGCongress
www.durban2019.uclg.org



United Cities and Local Governments (UCLG)

represents and defends the interests of local governments on the world stage, regardless of the size of the communities they serve. Headquarters are in Barcelona

UCLG Structure

PRESIDENT



Mpho Parks Tau
President of the South
African Local Government
Association (SALGA)

CO-PRESIDENTS



Tahir Akyürek
Mayor of the Metropolitan
Municipality of Konya (Turkey)



Ada Colau
Mayor of Barcelona
(Spain)



Wen Guohui
Mayor of Guangzhou
(China)



Anne Hidalgo
Mayor of Paris (France),
President of UCLG Standing
Committee on Gender Equality



Roland Ries
Mayor of Strasbourg
(France)



Mauricio Rodas
Mayor of Quito
(Ecuador)

PRESIDENCY OF UCLG 2016/2019

TREASURER



Berry Vrbanovic
Mayor of Kitchener (Canada)

DEPUTY TREASURER



Mohamed Sadiki
Mayor of Rabat (Morocco)



Past World Congresses

Paris

2004

Cities, Local Governments
the future for
development

Jeju

2007

Changing
Cities and
Driving Our
World

Mexico

2010

Global Crises,
Local
Impacts, the
City of 2030

Rabat

2013

Imagine
Society, Build
Democracy

Bogota

2016

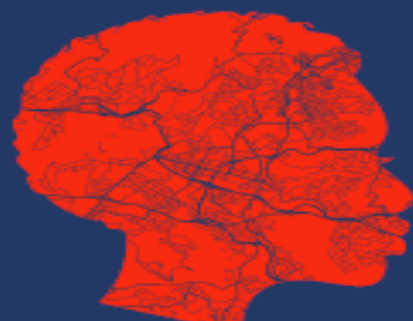

Local Voices
for a better
World

Durban



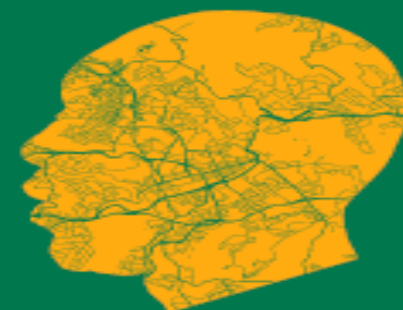
2019

Cities Are
Listening

**Share
Listen
Review**



**Local Action For
and By the People**



Cities are Listening

#UCLGCongress
www.durban2019.uclg.org

